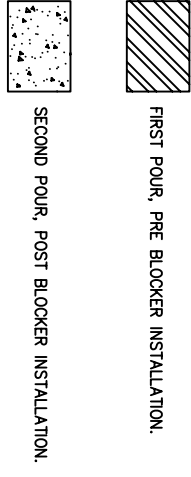
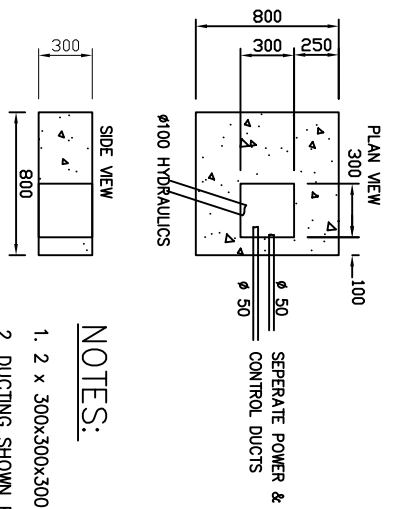
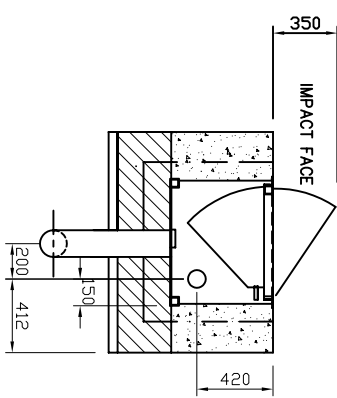
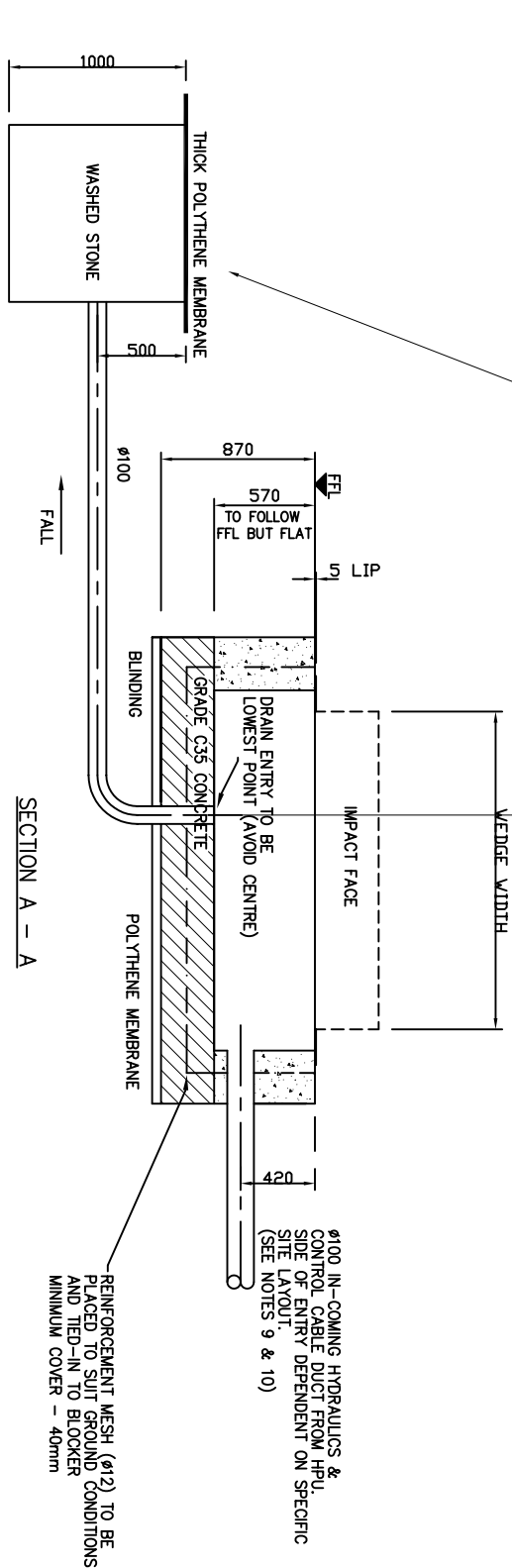


WEDGE WIDTH	DIMENSION 'A'	WEIGHT
2M	2630	550 KG
2.5M	3130	
3M	3630	
3.5M	4130	
4M	4630	



SOAK AWAY IS ONLY REQUIRED IF THERE ARE NO ROAD DRAINS TO CONNECT TO



NOTES:
 1. 2 x 300x300x300
 2. DUCTING SHOWN FOR INDICATIVE PURPOSES ONLY

HPU FOUNDATION

HPU POWER SUPPLY:
 3P-2 415V AC 50HZ 16AMP

NOTES:

1. ALL CONCRETE TO BE GRADE C35 UNLESS OTHERWISE SPECIFIED, AIR-ENTRAINED AT SURFACE.
2. THIS DRAWING IS TO BE READ IN CONJUNCTION WITH ALL RELEVANT ENGINEERS AND ARCHITECTS DRAWINGS AND SPECIFICATIONS.
3. REFER TO METHOD STATEMENT AND BLOCKER INSTALLATION MANUALS FOR FURTHER INFORMATION.
4. ALL OTHER INSTALLATION INFORMATION AS PER AVON BARRIER COMPANY INSTALLATION LITERATURE.
5. ALL CONDUIT/DUCTING Ø50 UNLESS SPECIFIED OTHERWISE.
6. HPU SECURED TO ISLAND USING 4No. Ø16 CHEM-BOLTS.
7. ALL FOUNDATION LEVELS TO BE ESTABLISHED FROM FULL SITE SURVEY PRIOR TO COMMENCEMENT OF WORKS
8. DRAINAGE TO BE IN ACCORDANCE WITH PREVAILING PROCEDURES AND INSTALLED TO INTERCEPT SOAKAWAY AS DIMENSIONED. SUPPER TO BE POSITION AT LOWEST POINT.
9. ALL DUCTS TO BE CONSTRUCTED WITH DRAW ROPES.
10. ALL DUCTS TO BE A MIN. OF 400mm BELOW FINISHED ROAD SURFACE AND MUST HAVE SMOOTH BENDS.
11. FOUNDATION TOP TO BE SLIGHTLY PROUD TO ALLOW 'RUN-OFF'.
12. CONCRETE THICKNESS TO BE 300mm..
13. BLOCKER IMPACT FACE TO BE FACING TRAFFIC FLOW.
14. WHERE EXISTING DRAINS / SERVICE DUCTS RUN BENEATH FOUNDATIONS SUITABLE PRECAUTIONS MUST BE TAKEN TO AVOID DAMAGE.
15. HPU POWER SUPPLY 3P-2 415V AC 50HZ 16AMP

SECTION B - B

Material	Finish	Scale	Sht.	of	Rev.
3rd ANGLE PROJECTION		1 : 40	1	1	E

ISSUE	REVISION	SIG.	DATE
E	HPU 300 WAS 800	M.J	6/12/05
D	CHART UPDATE	SE	29/6/03
C	NOTE ADDED FOR DRAINAGE	SE	5/6/03
B	DRAWING SCALED TO SIZE	SE	10/03/03
	REVISION	SIG.	DATE

Drawing No.	Scale
RB680-6-01	1 : 40

Avon Barrier Company Ltd.
 Novus House
 195 South Liberty Lane
 Ashton Vale Trading Estate
 Bristol BS3 2UU
 Tel: (44) (0117) 953 5252
 Fax: (44) (0117) 953 5373
 E-mail: TECHNICAL@AVON-BARRIER.CO.UK

Drawing Title
 RB680 350mm NOM. LIFT ROAD
 BLOCKER AND HPU
 FOUNDATION DETAILS

Drawn	Traced	Checked	Approved	Date
MP				5/02